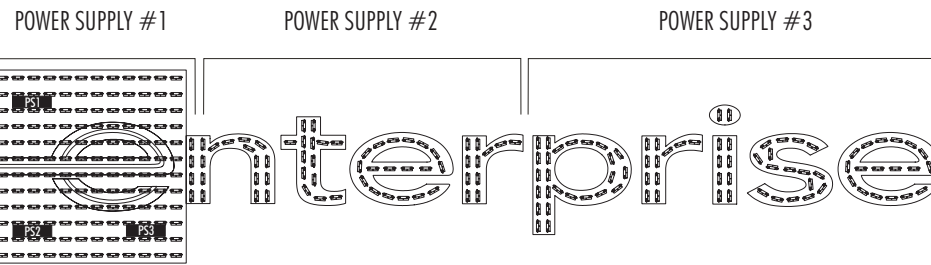




ILLUMINATION VIEW



LETTERS LAYOUT											
LED LIGHTS	e	n	t	e	r	p	r	i	s	e	TOTAL
LENGTH OF LED	36'	7'	5'	6'	4'	9'	4'	4'	6'	6'	87 FEET
AC-DC POWER SUPPLY	POWER SUPPLY 12V, 60 WATT.									3 (QTY)	
AMPS LOAD	.70 AMPS									2.10 AMPS	
CIRCUIT	15 AMP CIRCUIT									1x15AMP CIRCUIT	

SignResource
Building your corporate identity...always on target
 6135 District Blvd. • Maywood, CA 90270
 800.423.4283 • Fax 323.560.7143
 Website: www.signresource.com

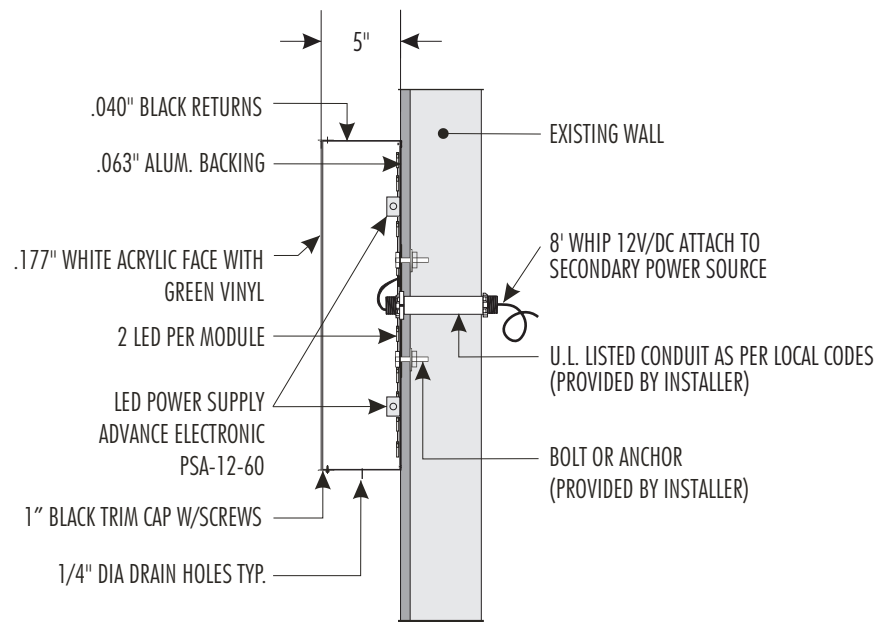
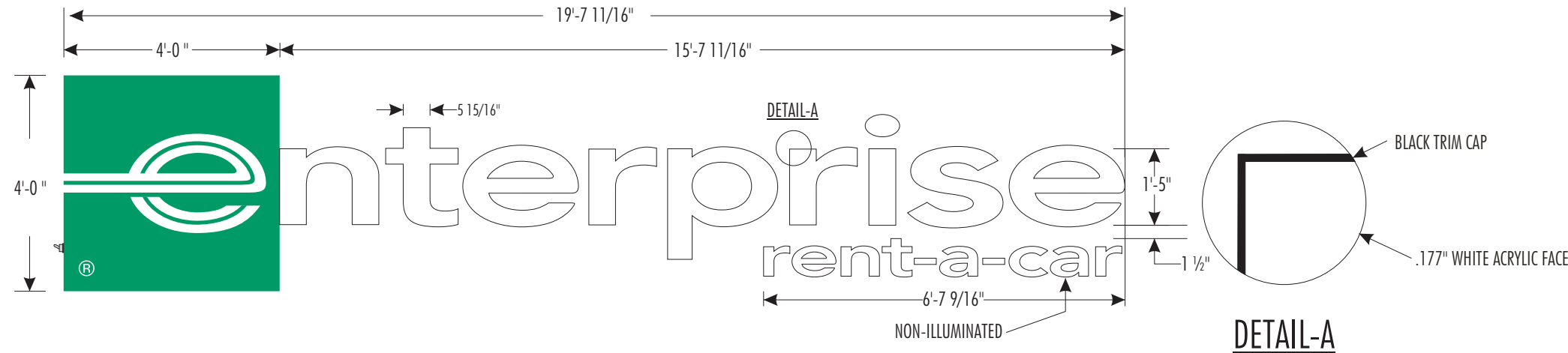
REVISION HISTORY:

REV	DATE	REQUESTED BY	UPDATED BY
A	6/20/07	M.L	J.V

DRAWING DETAILS

REV	DATE	REQUESTED BY	UPDATED BY
B	09/10/07	M.L	A.S

REVISION DESCRIPTION: ADDED TOGGLE SWITCH



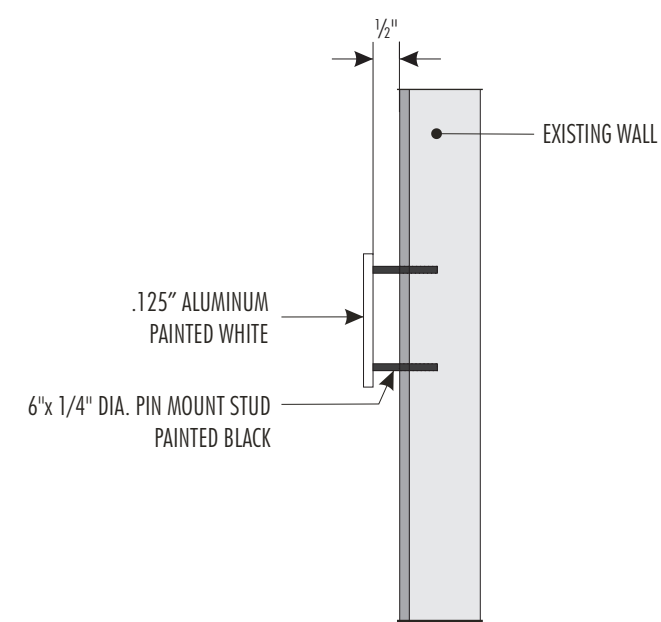
SECTION VIEW

LOGO NOT TO SCALE



SECTION VIEW

CHANNEL LETTER NOT TO SCALE



SECTION VIEW

ALUMINUM LETTER NOT TO SCALE

PARTS LIST:

ITEM	DESCRIPTION
A	ARLON 3227 GREEN VINYL
B	BLACK RETURNS
C	BLACK TRIM CAP
D	
MATERIAL LIST	
1	.177 WHITE ACRYLIC FACE
2	
3	
4	
5	
6	
7	
8	
9	
10	

FIRST SURFACE DECORATION

GENERAL NOTES

- TOLERANCE (UNLESS NOTED)
 - GRAPHICS +/-1/8" • FACE SIZE + 1/16"-1/4"
 - CABINET +0- 1/8" • VINYL OVERLAP + 1/8" +/ 1/16"
 - ALL COPY LEVEL UNLESS NOTED OTHERWISE
- VIEWING DISTANCE 25' TO 50' UNLESS NOTED OTHERWISE
- PMS COLOR CALLOUT INDICATES USE OF SPRAYLAK MIX SYSTEM
- NO DEVIATION OR MATERIAL SUBSTITUTION WITHOUT EGN.
- ALL ELECTRICAL SIGNS TO COMPLY WITH UL 48

CLIENT:	ENTERPRISE		
LOCATION:	VARIOUS		
DESCRIPTION:	48" WHITE FACE CHANNEL LETTERS		
DRAWN BY:	JUAN V.	CHECKED BY:	
VOLTAGE:	120 VOLTS	CIRCUIT:	(1)
CURRENT:	2.10 AMPS	DESIGN LOAD:	30PSI
QUOTE:	VARIOUS	DATE:	11/18/06
DRAWING/PART #:	EE48LL00	REV:	B
		SHEET #:	1 OF 1

78.6 SQ FT

This document reflects trade secrets and confidential business information, and may not be copied, published, or disseminated in any manner without the prior express written approval of SignResource. All rights reserved, including patent, trademark and copyrights.