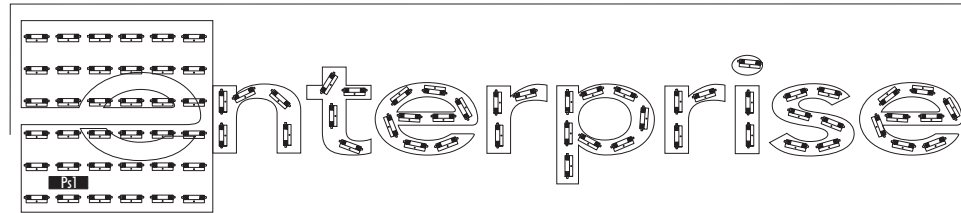




ILLUMINATION VIEW

POWER SUPPLY #1



LETTERS LAYOUT

LED LIGHTS	e n t e r p r i s e	TOTAL
LENGTH OF LED	17' 3' 2' 4' 2' 4' 2' 2' 3' 4'	43 FEET
AC-DC POWER SUPPLY	POWER SUPPLY 12V, 60 WATT.	1 (QTY)
AMPS LOAD	0.70 AMPS	.070 AMPS
CIRCUIT	15 AMP CIRCUIT	1x15AMP CIRCUIT

SignResource
Building your corporate identity...always on target
 6135 District Blvd. • Maywood, CA 90270
 800.423.4283 • Fax 323.560.7143
 Website: www.signresource.com

REVISION HISTORY:

REV	DATE	REQUESTED BY	UPDATED BY
A	6/20/07	M.L	J.V
REVISION DESCRIPTION			
DRAWING DETAILS			
B	09/10/07	M.L	A.S
REVISION DESCRIPTION			
ADDED TOGGLE SWITCH			

PARTS LIST:

ITEM	DECORATION
A	ARLON 3227 GREEN VINYL
B	BLACK RETURNS
C	BLACK TRIM CAP
D	
MATERIAL LIST	
1	.177 WHITE ACRYLIC FACE
2	
3	
4	
5	
6	
7	
8	
9	
10	

FIRST SURFACE DECORATION

GENERAL NOTES

- TOLERANCE (UNLESS NOTED)
 - GRAPHICS +/-1/8" • FACE SIZE + 1/16"-1/4"
 - CABINET +0- 1/8" • VINYL OVERLAP + 1/8" +/ 1/16"
 - ALL COPY LEVEL UNLESS NOTED OTHERWISE
- VIEWING DISTANCE 25' TO 50' UNLESS NOTED OTHERWISE
- PMS COLOR CALLOUT INDICATES USE OF SPRAYLAT MIX SYSTEM
- NO DEVIATION OR MATERIAL SUBSTITUTION WITHOUT EGN.
- ALL ELECTRICAL SIGNS TO COMPLY WITH UL 48

CLIENT: ENTERPRISE

LOCATION: VARIOUS

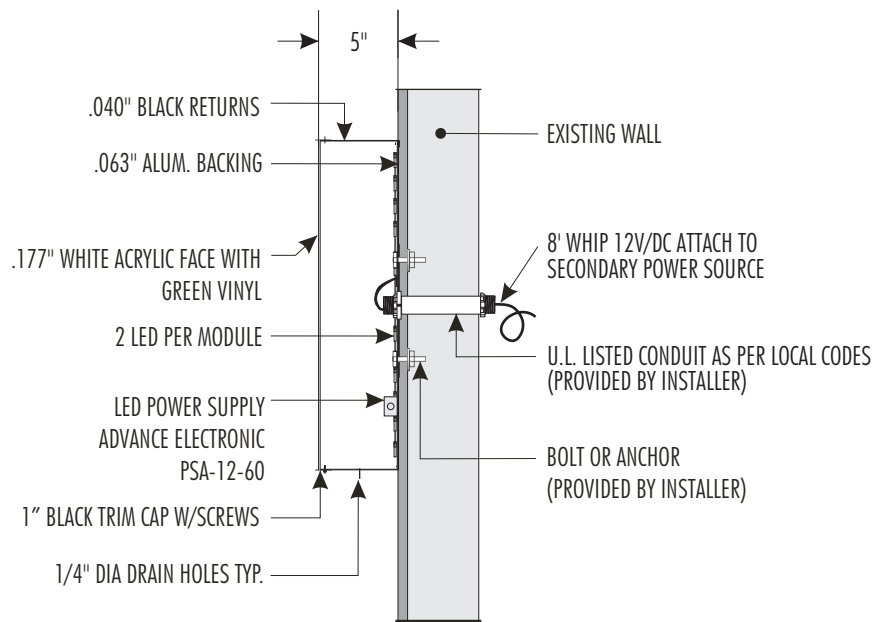
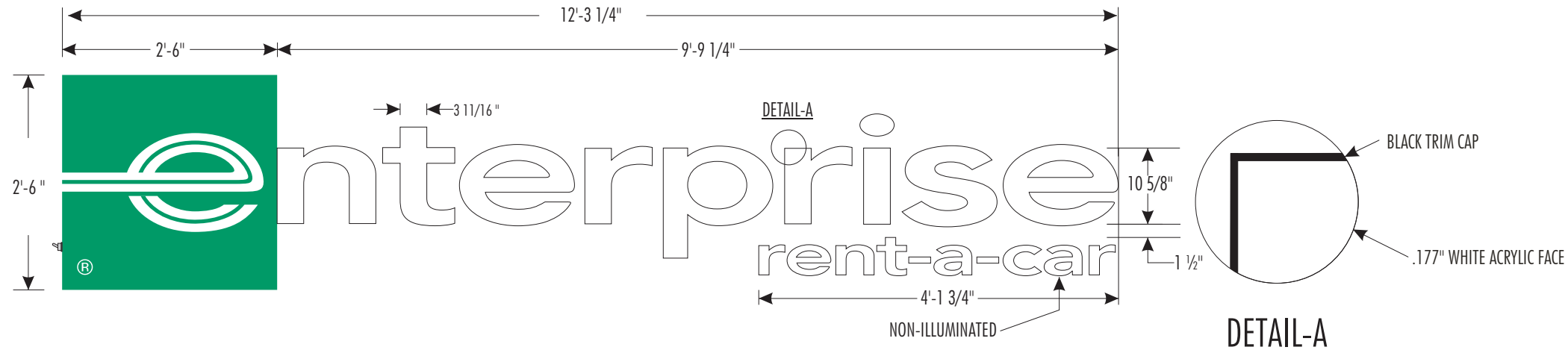
DESCRIPTION: 30" WHITE FACE CHANNEL LETTERS

DRAWN BY: JUAN V. CHECKED BY:

VOLTAGE: 120 VOLTS CIRCUIT: (1) CURRENT: 0.70AMPS DESIGN LOAD: 30 PSI

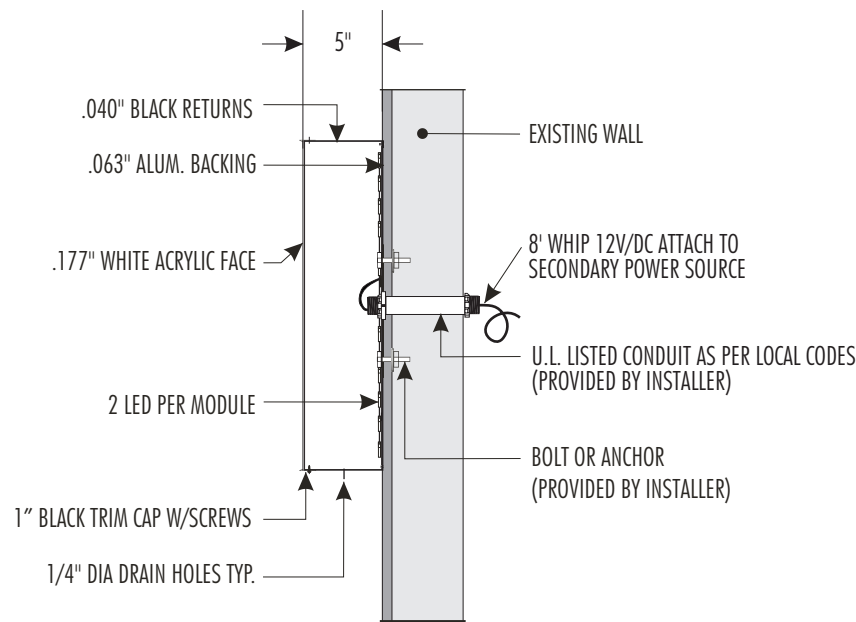
QUOTE: VARIOUS DATE: 11/18/06

DRAWING/PART # EE30LL00 REV B SHEET # 1 OF 1



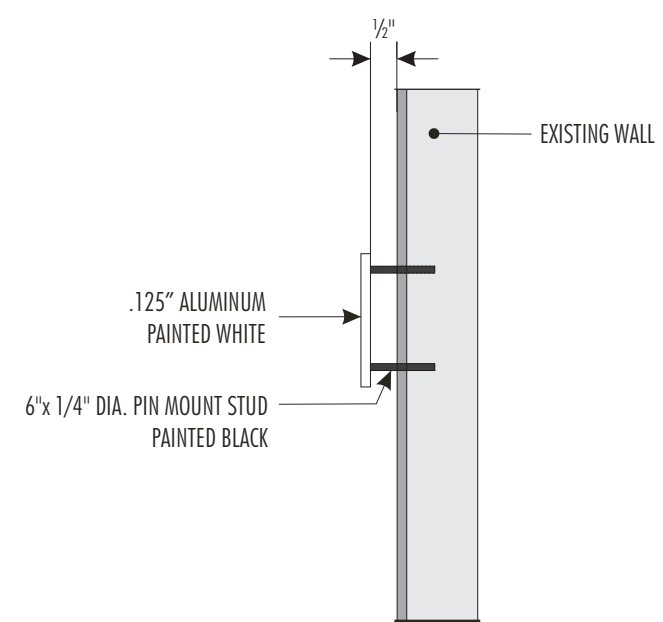
SECTION VIEW

LOGO NOT TO SCALE



SECTION VIEW

CHANNEL LETTER NOT TO SCALE



SECTION VIEW

ALUMINUM LETTER NOT TO SCALE

30.7 SQ FT

This document reflects trade secrets and confidential business information, and may not be copied, published, or disseminated in any manner without the prior express written approval of SignResource. All rights reserved, including patent, trademark and copyright.