



ILLUMINATION VIEW

PRODUCT VIEW AFTER FIELD ASSEMBLY

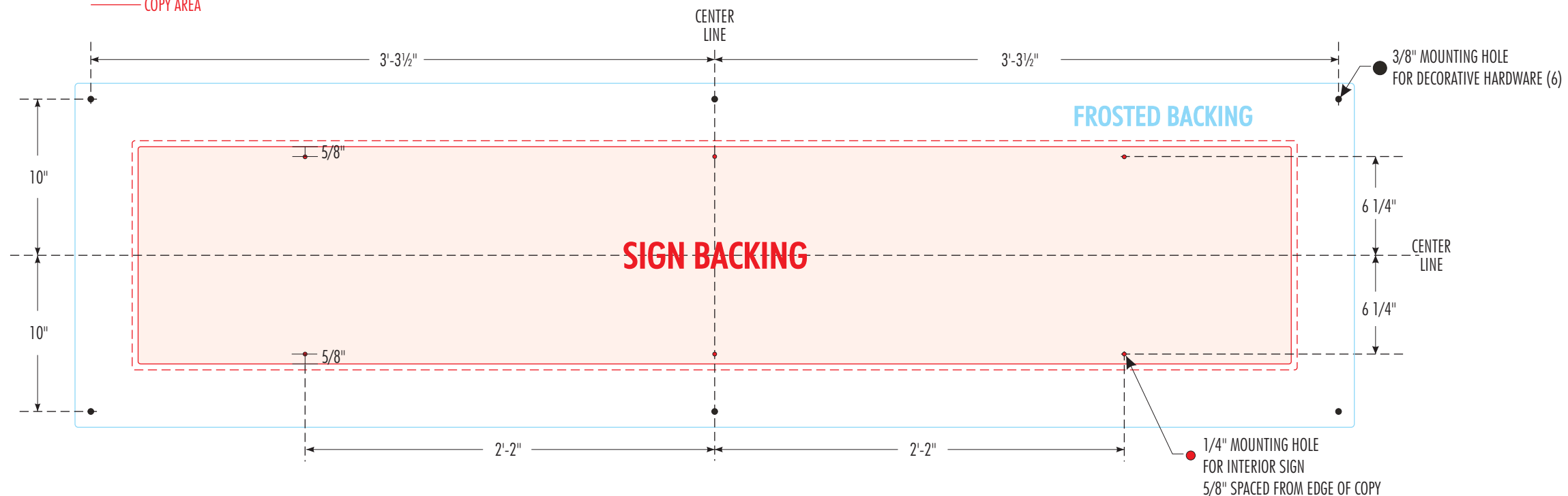
LEFT SIDE VIEW

FRONT VIEW

RIGHT SIDE VIEW



--- FORMING AREA  
— COPY AREA



EE0106A21 (PAGE 2 & 3) + EE0207AIB (PAGE 4) = EE0207AIK

12.2 SQ FT

REVISION HISTORY:

REV	DATE	REQUESTED BY	UPDATED BY
A	11/14/07	MU	JV

REVISION DESCRIPTION:  
INITIAL DRAWING RELEASE

PARTS LIST:

ITEM	DESCRIPTION
A	PMS 347
B	PMS BLACK
C	WHITE
D	
MATERIAL LIST	
1	POLYCARBONATE
2	FROSTED POLYCARBONATE
3	
4	
5	
6	
7	
8	
9	
10	

SECOND SURFACE DECORATION

GENERAL NOTES

- TOLERANCE (UNLESS NOTED)
  - GRAPHICS +/- 1/8" • FACE SIZE + 1/16" - 1/4"
  - CABINET +0- 1/8" • VINYL OVERLAP + 1/8" +/- 1/16"
  - ALL COPY LEVEL UNLESS NOTED OTHERWISE
- VIEWING DISTANCE 25' TO 50' UNLESS NOTED OTHERWISE
- PMS COLOR CALLOUT INDICATES USE OF SPRAYLAP MIX SYSTEM
- NO DEVIATION OR MATERIAL SUBSTITUTION WITHOUT EGN.
- ALL ELECTRICAL SIGNS TO COMPLY WITH UL 48

CLIENT: ENTERPRISE

LOCATION: VARIOUS

DESCRIPTION: 2' X 7' DELUXE INTERIOR WALL MOUNT SIGN

DRAWN BY: JUAN V. CHECKED BY:

VOLTAGE: 120 CIRCUIT: [1] ONE CURRENT: 1.3 AMP DESIGN LOAD: 30 PSF

QUOTE: VARIOUS DATE: 11/14/07

DRAWING/PART #: EE0207AIK REV: A SHEET #: 1 OF 5

This document reflects trade secrets and confidential business information, and may not be copied, published, or disseminated in any manner without the prior express written approval of SignResource. All rights reserved, including patent, trademark and copyright.



ILLUMINATION VIEW



LEFT SIDE VIEW

FRONT VIEW

RIGHT SIDE VIEW

**REVISION HISTORY:**

REV	DATE	REQUESTED BY	UPDATED BY
A	11/14/07	MJ	JV

REVISION DESCRIPTION  
 INITIAL DRAWING RELEASE

**PARTS LIST:**

ITEM	DECORATION
A	PMS 347
B	PMS BLACK
C	WHITE
D	
MATERIAL LIST	
1	POLYCARBONATE
2	
3	
4	
5	
6	
7	
8	
9	
10	

SECOND SURFACE DECORATION

**GENERAL NOTES**

- TOLERANCE ( UNLESS NOTED)
  - GRAPHICS +/- 1/8" • FACE SIZE + 1/16" - 1/4"
  - CABINET +0- 1/8" • VINYL OVERLAP + 1/8" +/ 1/16"
  - ALL COPY LEVEL UNLESS NOTED OTHERWISE
- VIEWING DISTANCE 25' TO 50' UNLESS NOTED OTHERWISE
- PMS COLOR CALLOUT INDICATES USE OF SPRAYLAT MIX SYSTEM
- NO DEVIATION OR MATERIAL SUBSTITUTION WITHOUT EGN.
- ALL ELECTRICAL SIGNS TO COMPLY WITH UL 48

CLIENT: ENTERPRISE

LOCATION: VARIOUS

DESCRIPTION: 1' X 6'  
 INTERIOR WALL MOUNT SIGN

DRAWN BY: U.GONZALEZ  
 CHECKED BY:

VOLTAGE: 120  
 CIRCUIT: [1] ONE  
 CURRENT: 1.3 AMP  
 DESIGN LOAD: 30 PSF

QUOTE: VARIOUS  
 DATE: 11/14/07

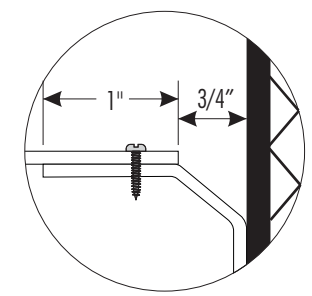
DRAWING/PART #: EE0106A21  
 REV: A  
 SHEET #: 2 OF 5

7.6 SQ FT


**REVISION HISTORY:**

REV	DATE	REQUESTED BY	UPDATED BY
A	11/14/07	MJ	JV

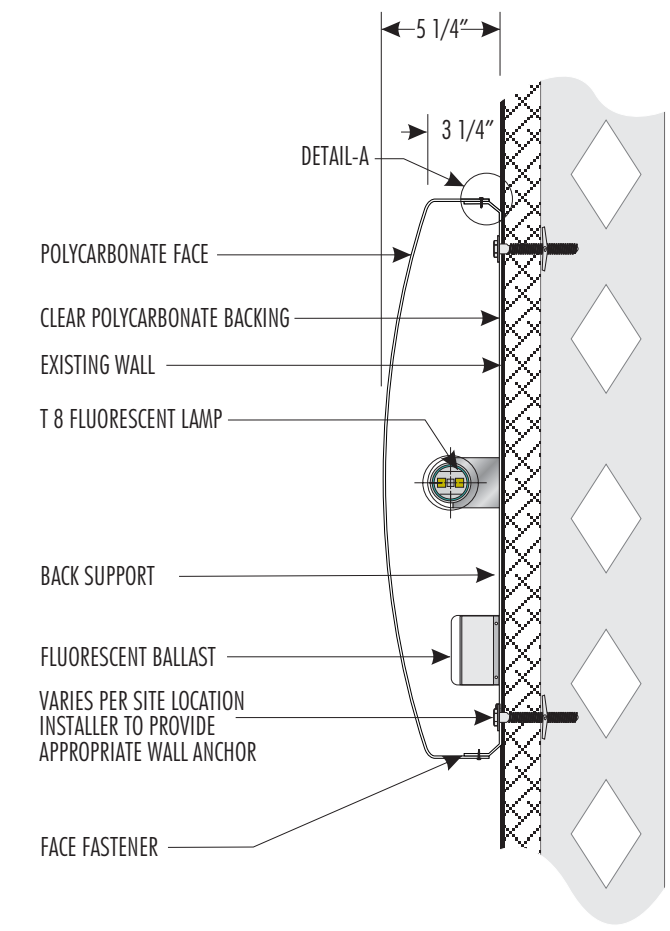
REVISION DESCRIPTION  
 INITIAL DRAWING RELEASE



**DETAIL-A**



**ISOMETRIC VIEW**



**SECTION VIEW**

**PARTS LIST:**

ITEM	DECORATION
A	PMS 347
B	PMS BLACK
C	WHITE
D	

MATERIAL LIST	
1	POLYCARBONATE
2	
3	
4	
5	
6	
7	
8	
9	
10	

**SECOND SURFACE DECORATION**

**GENERAL NOTES**

- TOLERANCE ( UNLESS NOTED)
  - GRAPHICS +/-1/8" • FACE SIZE + 1/16"-1/4"
  - CABINET +0- 1/8" • VINYL OVERLAP + 1/8" +/ 1/16"
  - ALL COPY LEVEL UNLESS NOTED OTHERWISE
- VIEWING DISTANCE 25' TO 50' UNLESS NOTED OTHERWISE
- PMS COLOR CALLOUT INDICATES USE OF SPRAYLAK MIX SYSTEM
- NO DEVIATION OR MATERIAL SUBSTITUTION WITHOUT EGN.
- ALL ELECTRICAL SIGNS TO COMPLY WITH UL 48

CLIENT:	ENTERPRISE		
LOCATION:	VARIOUS		
DESCRIPTION:	1' X 6' INTERIOR WALL MOUNT SIGN		
DRAWN BY:	U.GONZALEZ	CHECKED BY:	
VOLTAGE:	120	CIRCUIT:	[1] ONE
CURRENT:		DESIGN LOAD:	30 PSF
QUOTE:	VARIOUS	DATE:	02/02/07
DRAWING/PART #:	EE0106A21	REV:	A
SHEET #:			3 OF 5

This document reflects trade secrets and confidential business information, and may not be copied, published, or disseminated in any manner without the prior express written approval of SignResource. All rights reserved, including patent, trademark and copyright.

**REVISION HISTORY:**

REV	DATE	REQUESTED BY	UPDATED BY
A	11/14/07	MJ	JV

REVISION DESCRIPTION  
 INITIAL DRAWING RELEASE

**PARTS LIST:**

ITEM	DECORATION
1	5590-07 SILVER ETCHED GLASS VINYL
2	
3	
4	

MATERIAL LIST	
A	STAND-OFF CAP (6)
B	STAND-OFF (6)
C	E-Z LOK INSERT (6)
D	5/16"-18 X 3/4" SOCKET SET ALLOY (6)
E	10-24 X 1 1/2" SOCKET SET ALLOY (6)
F	3/16" KAP TOGGLE (6)
G	1/4" -20 X 1" MACHINE BOLTS (6)
H	FROSTED POLYCARBONATE (1)
I	1/4" LOCK WASHERS (6)
J	1/4" - EX NUT PLATED (6)
K	1/4" FLAT WASHERS (6)

FIRST SURFACE DECORATION ON FROSTED POLYCARBONATE

**GENERAL NOTES**

- TOLERANCE ( UNLESS NOTED )
  - GRAPHICS +/-1/8" • FACE SIZE + 1/16"-1/4"
  - CABINET +0- 1/8" • VINYL OVERLAP + 1/8" +/ 1/16"
  - ALL COPY LEVEL UNLESS NOTED OTHERWISE
- VIEWING DISTANCE 25' TO 50' UNLESS NOTED OTHERWISE
- PMS COLOR CALLOUT INDICATES USE OF SPRAYLAT MIX SYSTEM
- NO DEVIATION OR MATERIAL SUBSTITUTION WITHOUT EGN.
- ALL ELECTRICAL SIGNS TO COMPLY WITH UL 48

CLIENT: ENTERPRISE

LOCATION: VARIOUS

DESCRIPTION: DELUXE INTERIOR CONVERSION KIT

DRAWN BY: URIEL G. CHECKED BY:

VOLTAGE: N/A CIRCUIT: N/A CURRENT: N/A DESIGN LOAD: N/A

QUOTE: VARIOUS DATE: 11/14/07

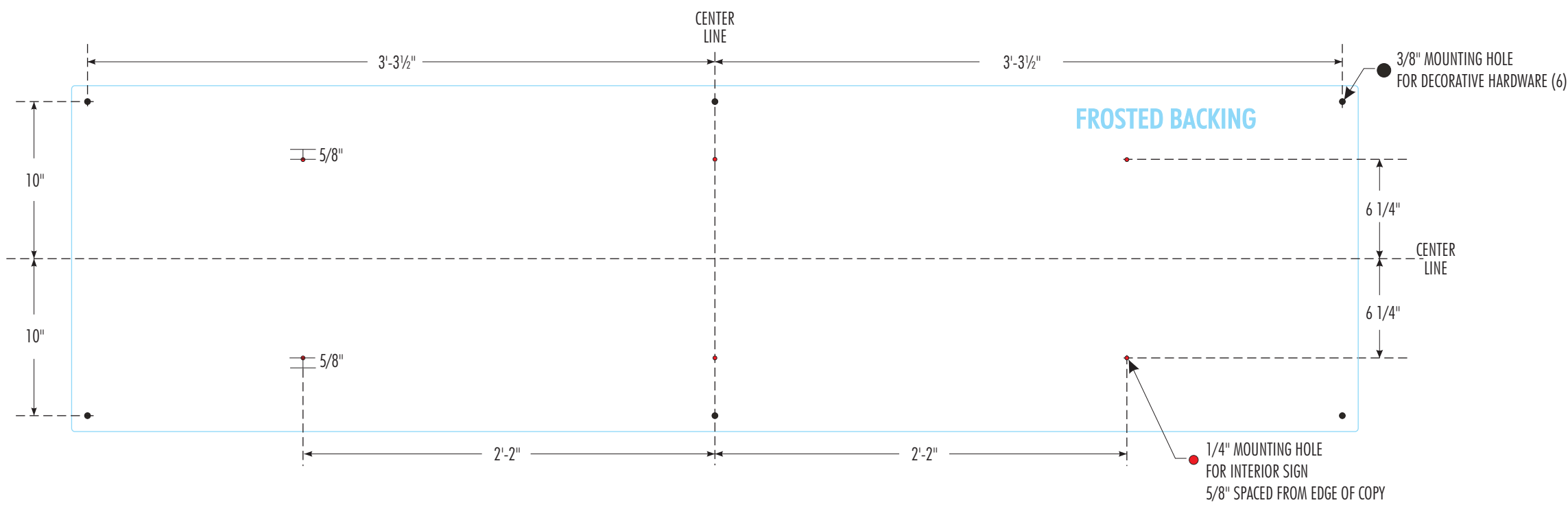
DRAWING/PART # EE0207AIB REV A SHEET # 4 OF 5

This document reflects trade secrets and confidential business information, and may not be copied, published, or disseminated in any manner without the prior express written approval of SignResource. All rights reserved, including patent, trademark and copyrights.



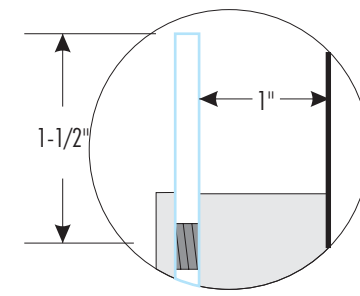
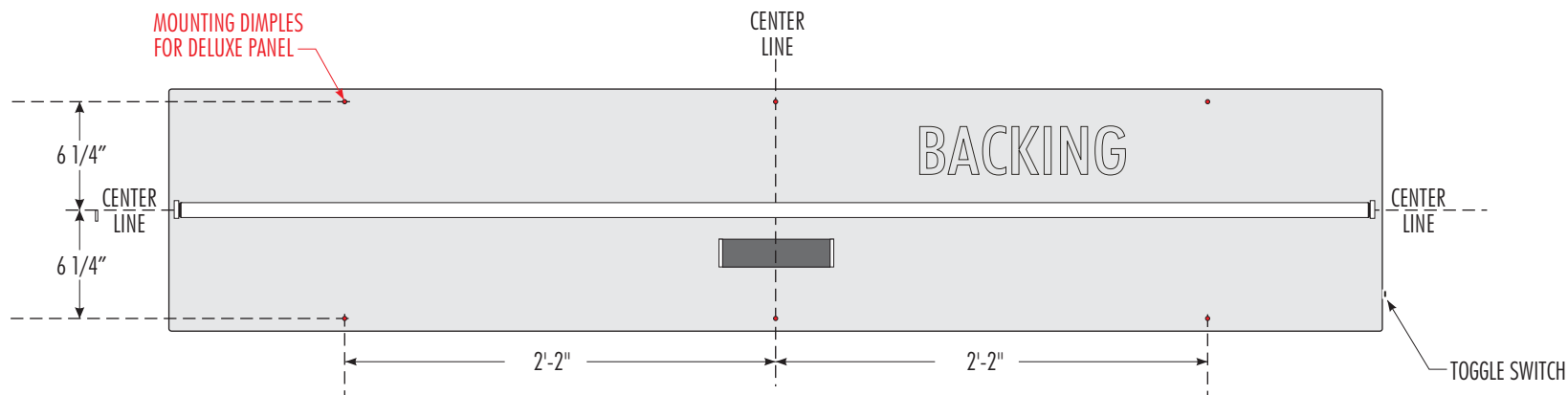
- A. Stand-off cap
- B. Stand-off
- C. E-Z Lok Insert
- D. 5/16" - 18 x 3/4" Socket set alloy
- E. 10 - 24 x 1 1/2" socket set alloy
- F. 3/16" Kap toggle

**A-F USED FOR MOUNTING STAND-OFFS TO WALL**

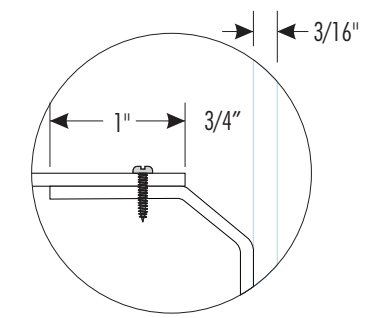


G. 1/4" - 20 x 1" machine bolt

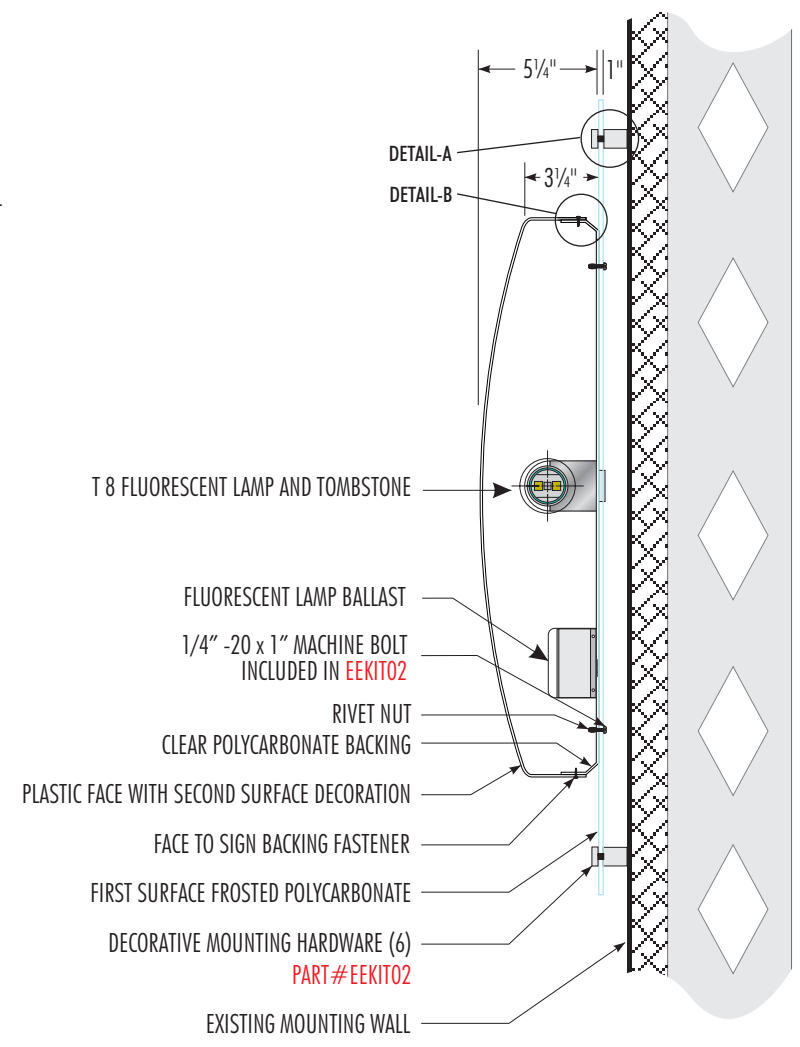

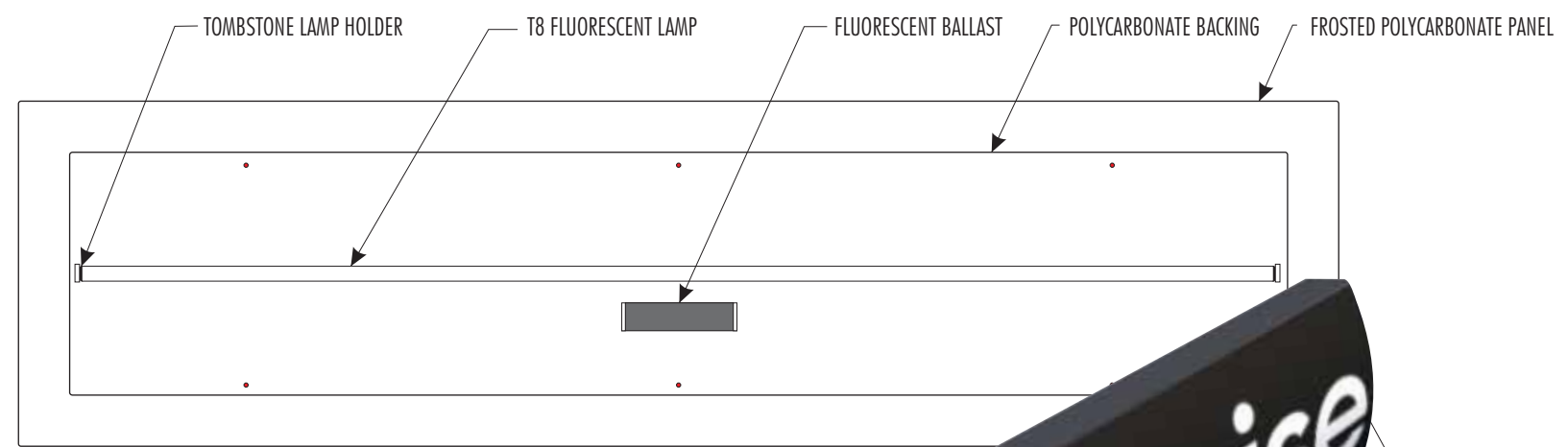
**G USED FOR MOUNTING SIGN BACKING TO FROSTED BACKING**



DETAIL-A



DETAIL-B



SECTION VIEW

N.T.S.

**REVISION HISTORY:**

REV	DATE	REQUESTED BY	UPDATED BY
A	11/14/07	MU	JV

REVISION DESCRIPTION  
 INITIAL DRAWING RELEASE

**PARTS LIST:**

ITEM	DECORATION
A	PMS 347
B	PMS BLACK
C	WHITE
D	

ITEM	MATERIAL LIST
1	POLYCARBONATE
2	FROSTED POLYCARBONATE
3	
4	
5	
6	
7	
8	
9	
10	

**SECOND SURFACE DECORATION**

**GENERAL NOTES**

- TOLERANCE ( UNLESS NOTED )
  - GRAPHICS +/- 1/8" • FACE SIZE + 1/16" - 1/4"
  - CABINET +0- 1/8" • VINYL OVERLAP + 1/8" + / 1/16"
  - ALL COPY LEVEL UNLESS NOTED OTHERWISE
- VIEWING DISTANCE 25' TO 50' UNLESS NOTED OTHERWISE
- PMS COLOR CALLOUT INDICATES USE OF SPRAYLAT MIX SYSTEM
- NO DEVIATION OR MATERIAL SUBSTITUTION WITHOUT EGN.
- ALL ELECTRICAL SIGNS TO COMPLY WITH UL 48

CLIENT: ENTERPRISE

LOCATION: VARIOUS

DESCRIPTION: 2' X 7' DELUXE INTERIOR WALL MOUNT SIGN

DRAWN BY: JUAN V. CHECKED BY:

VOLTAGE: 120 CIRCUIT: [1] ONE CURRENT: 1.3 AMP DESIGN LOAD: 30 PSF

QUOTE: VARIOUS DATE: 11/14/07

DRAWING/PART # EE0207AIK REV A SHEET # 5 OF 5

This document reflects trade secrets and confidential business information, and may not be copied, published, or disseminated in any manner without the prior express written approval of SignResource. All rights reserved, including patent, trademark and copyrights.